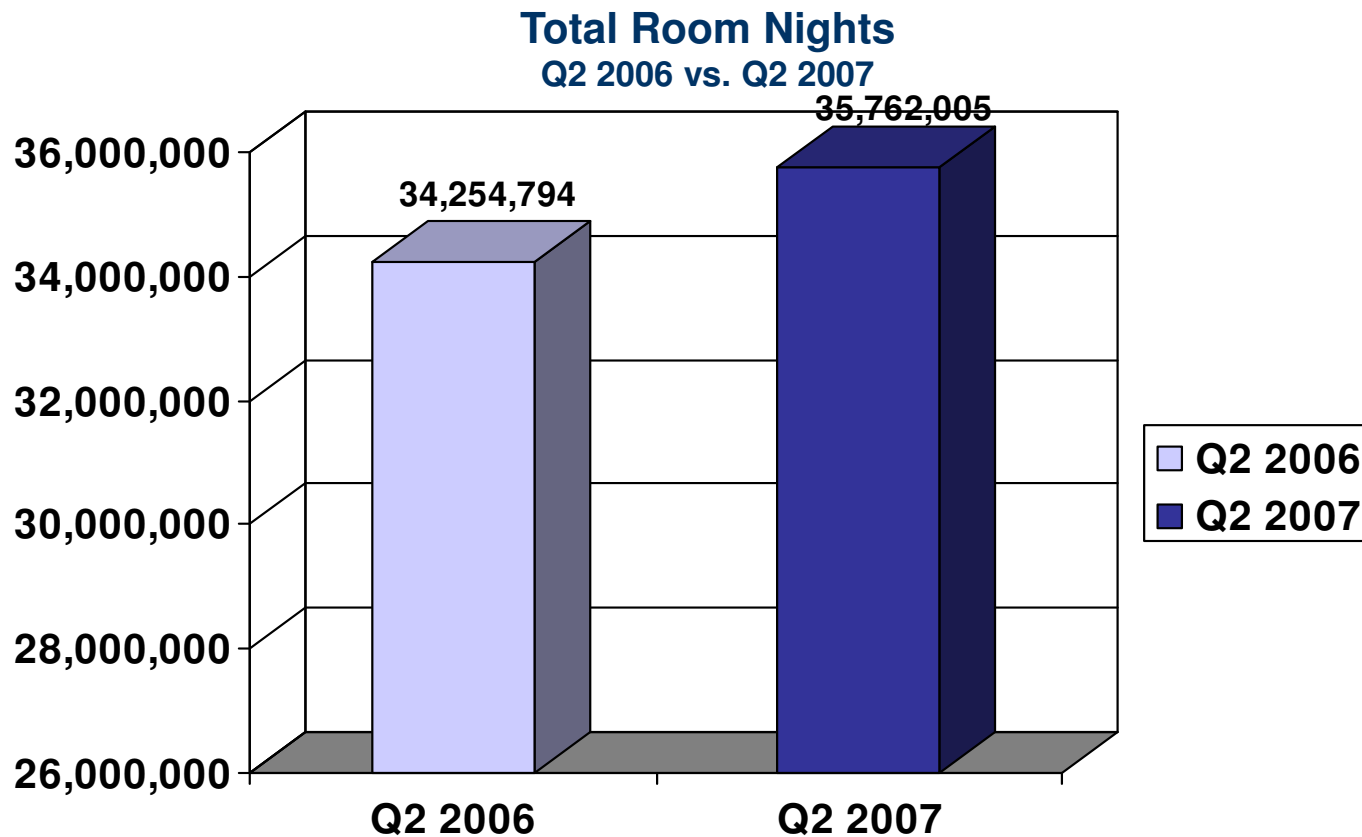




Q2 2007 Total Room Nights – Worldwide

Hotels worldwide experienced an increase of **4.4%** in room nights over Q2 2006

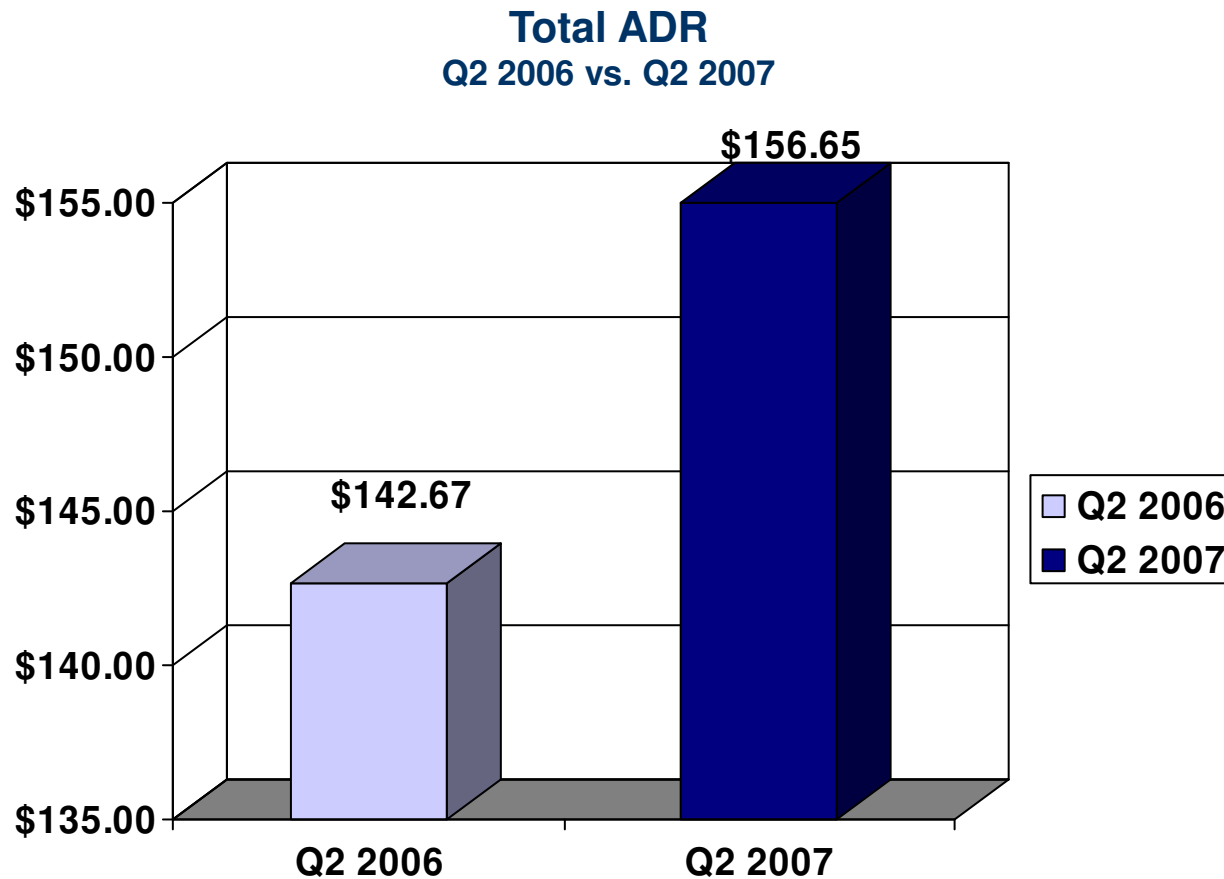


Based on data from TravelCLICK's Proprietary Database



Q2 2007 Total ADR – Worldwide

ADR for hotels worldwide increased **9.8%** over Q2 2006

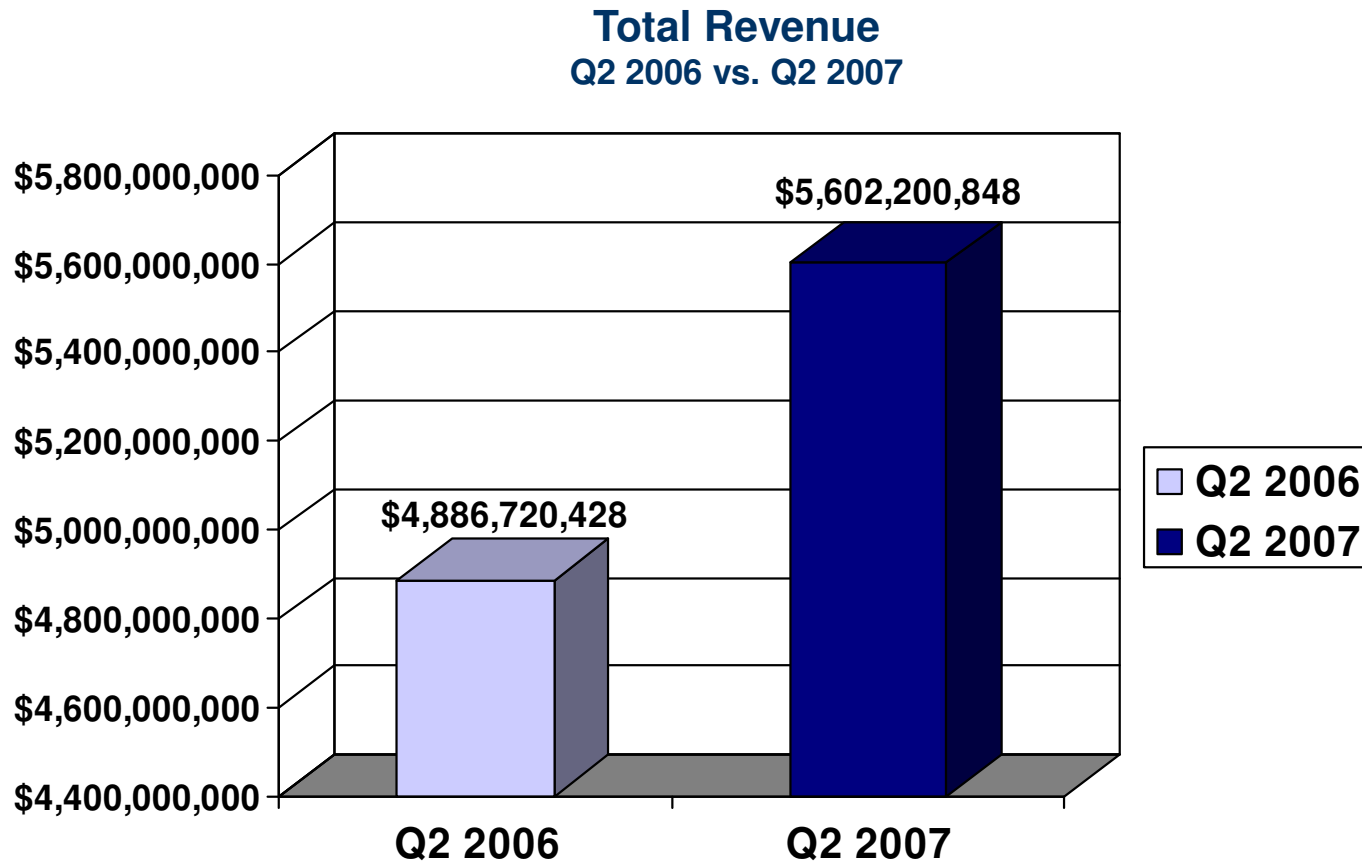


Based on data from TravelCLICK's Proprietary Database



Q2 2007 Total Revenue – Worldwide

Revenue for hotels worldwide increased 14.6% over Q2 2006



Based on data from TravelCLICK's Proprietary Database

Q2 2007 Top Worldwide Destination Markets

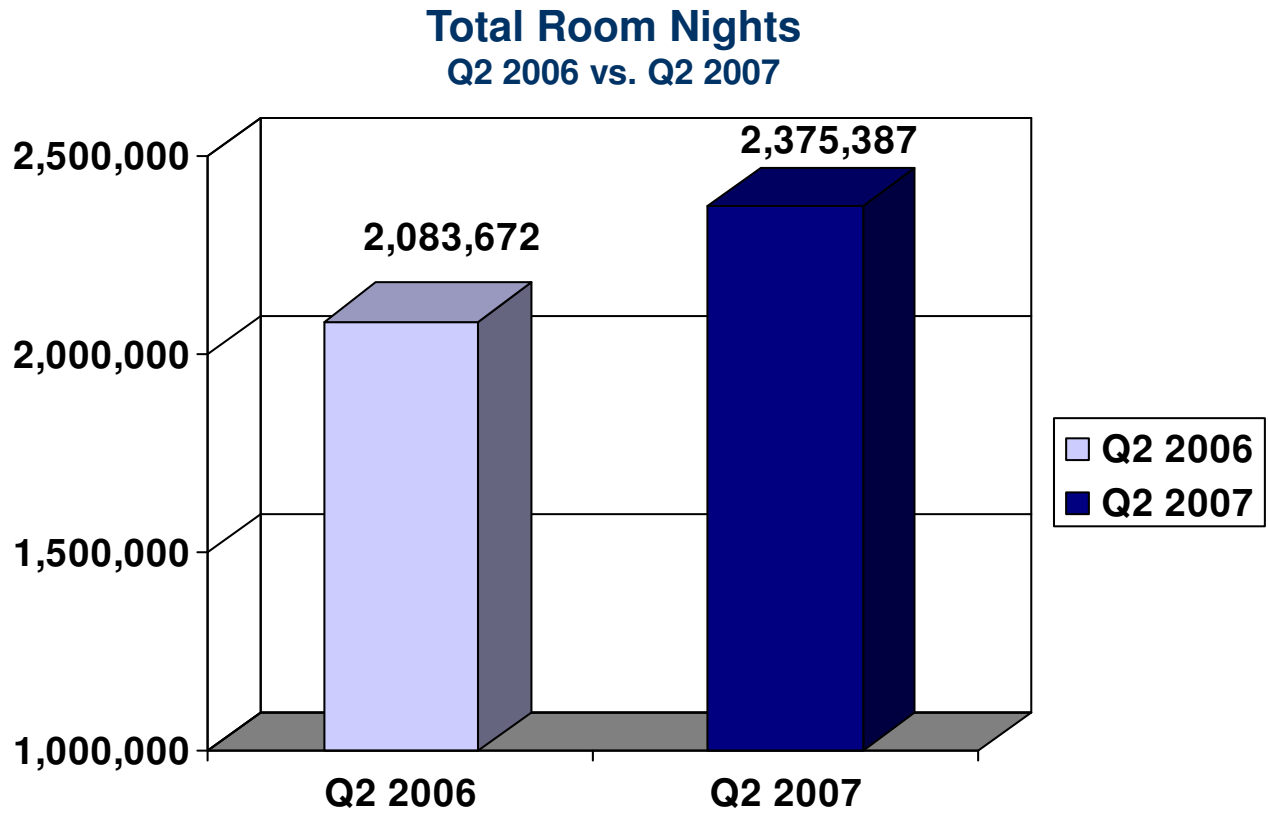


Top Destination Markets	Room Nights	% Change	ADR	% Change
LONDON	2,167,862	16.6%	\$193.71	14.1%
NEW YORK	1,622,685	6.0%	\$277.93	11.0%
LOS ANGELES	1,194,078	0.4%	\$157.29	8.5%
SAN FRANCISCO/OAKLAND/SAN JOSE	1,090,999	4.3%	\$160.16	8.8%
WASHINGTON/BALTIMORE	1,078,023	0.6%	\$186.44	4.6%
CHICAGO	907,056	-1.3%	\$165.76	7.6%
DALLAS	656,429	0.7%	\$124.35	9.1%
ATLANTA	598,064	1.4%	\$125.03	6.6%
BOSTON	557,973	1.9%	\$175.88	5.5%
HOUSTON	525,280	5.0%	\$134.58	10.6%



Q2 2007 Total Room Nights – Asia Pacific

Asia Pacific hotels experienced an increase of **14.5%** in room nights over Q2 2006

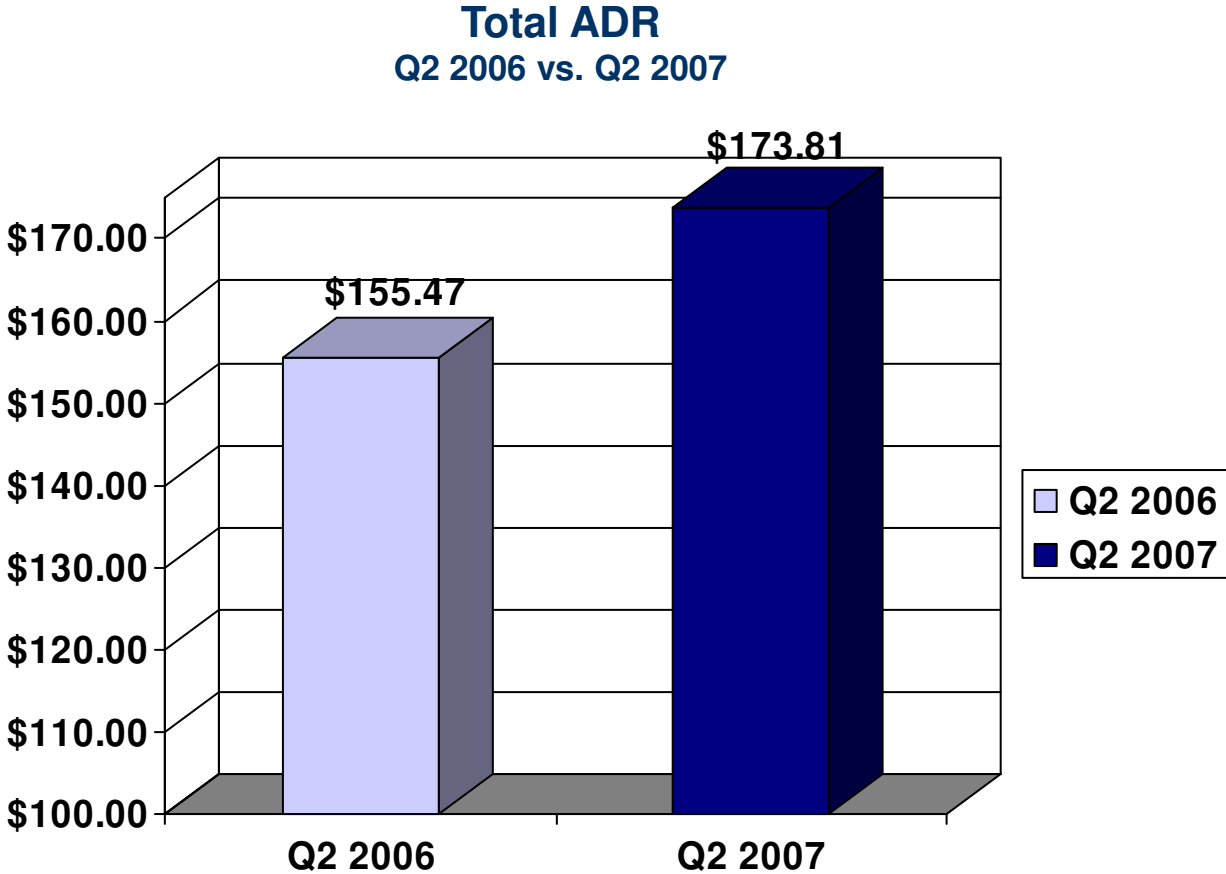


Based on data from TravelCLICK's Proprietary Database



Q2 2007 Total ADR – Asia Pacific

ADR for Asia Pacific hotels increased 11.8% over Q2 2006

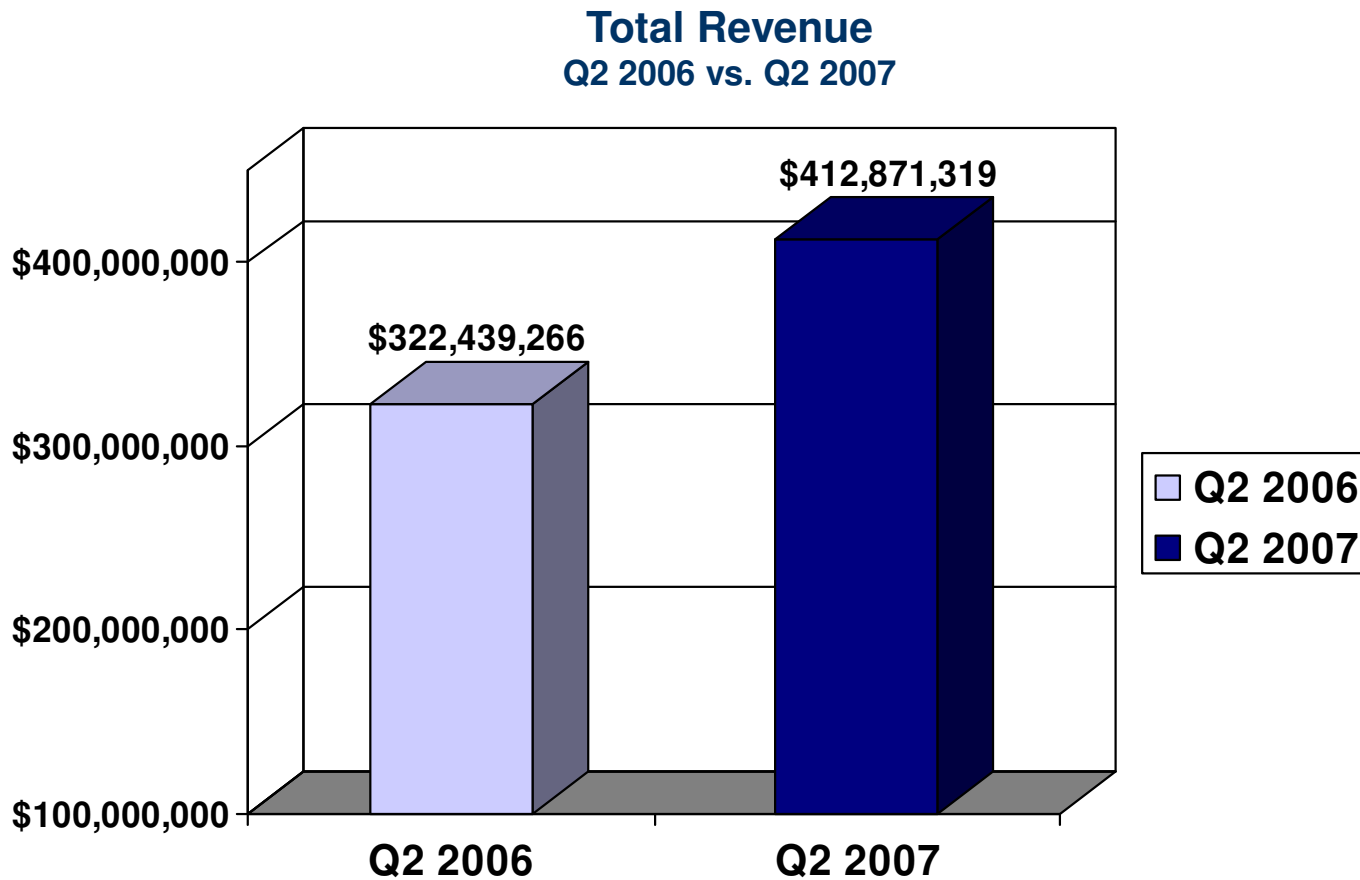


Based on data from TravelCLICK's Proprietary Database



Q2 2007 Total Revenue – Asia Pacific

Revenue for Asia Pacific hotels increased 28.0% over Q2 2006



Based on data from TravelCLICK's Proprietary Database

Top 10 Destination Cities



Asia Pacific, Q2 2007

<i>Top 10 Cities (Global Rank)</i>	<i>Room Nights</i>	<i>Y-O-Y % Growth</i>	<i>ADR USD</i>	<i>Y-O-Y % Growth</i>
1. SYDNEY (28)	226,865	10.1%	\$174.83	14.2%
2. SINGAPORE (34)	199,140	21.9%	\$187.34	20.3%
3. HONG KONG (37)	185,836	12.7%	\$247.87	8.3%
4. MELBOURNE (49)	164,975	11.2%	\$154.99	16.3%
5. TOKYO	152,396	1.4%	\$205.82	5.7%
6. SHANGHAI	145,136	13.8%	\$179.90	5.5%
7. BEIJING	115,550	22.0%	\$169.15	8.4%
8. PERTH	76,428	10.4%	\$148.08	23.6%
9. BRISBANE	74,289	6.7%	\$161.54	21.0%
10. SEOUL	66,869	5.0%	\$218.45	1.6%

Based on data from TravelCLICK's Proprietary Database